

0505X (.055" x .055")

0505X (.055" x .055")



◆ **0505X Capacitance & Rated Voltage Table**

Cap. pF	Code	Tol.	Rated WVDC	Cap. pF	Code	Tol.	Rated WVDC	Cap. pF	Code	Tol.	Rated WVDC
470	471	K,M	50V Code 500	1500	152	K,M	50V Code 500	4700	472	K,M	50V Code 500
560	561			1800	182			5000	502		
680	681			2200	222			5600	562		
820	821			2700	272			6800	682		
1000	102			3300	332			8200	822		
1200	122			3900	392			10000	103		

Remark: special capacitance, tolerance and WVDC are available, consult with PASSIVE PLUS.

◆ **0505X Dimensions**

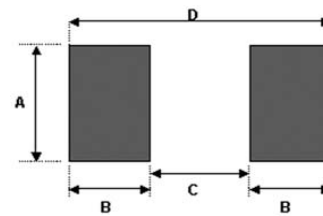
Series	Term. Code	Type/Outlines	Length(Lc)	Width(Wc)	Thickness(Tc)	B	Plated Material
0505X	W	 Chip	.055+.015 ~ -.010 (1.40+0.38 ~ -0.25)	.055±.015 (1.40±0.38)	.057 (1.45) max	.014 ±.006 (.356 ±0.152)	Sn/Ni
	P						Sn/Cu
	L						Sn (90%)/Pb(10%)
	C						Ag/Pb
	CA						Au/Ni

unit:inch(millimeter)

◆ **0505X Recommended Mounting Pads**

Size	A Min.	B Min.	C Min.	D Min.
VERT	.070"	.050"	.030"	.130"
HORIZ	.080"	.050"	.030"	.130"

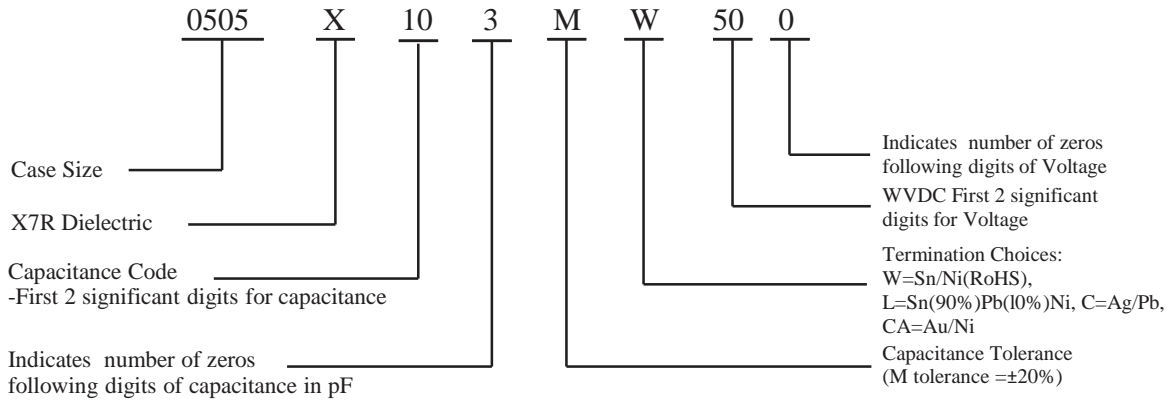
VERT= Vertical Mount, HORIZ = Horizontal Mount



◆ **Performance**

Item	Specifications
Operating Temperature Range	-55°C to +125°C
Insulation Resistance (IR)	Insulation resistance @ +25°C >1000ΩF. Insulation resistance @ +125°C >100ΩF.
Temp Voltage Coefficient	+15/-25% ΔC (-55°C to +125°C)
Dielectric Withstanding Voltage (DWV)	2.5X WVDC, 5 seconds.
Max Dissipation Factor	.025(2.5%) Max
Test Parameters	1KHz, 1.0VRMS, 25°C.
Terminal Strength	5lbs min per Mil-STD-202 method 211
Aging	3% max per decade hour
Working Voltage	See table

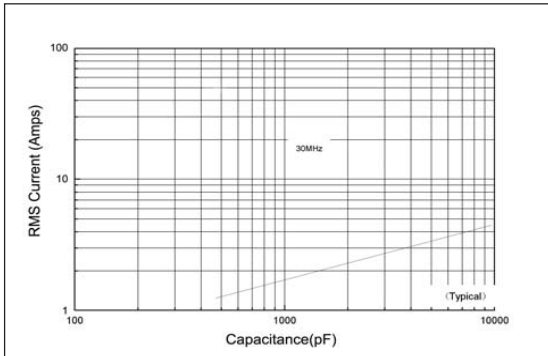
◆ **Part Numbering**



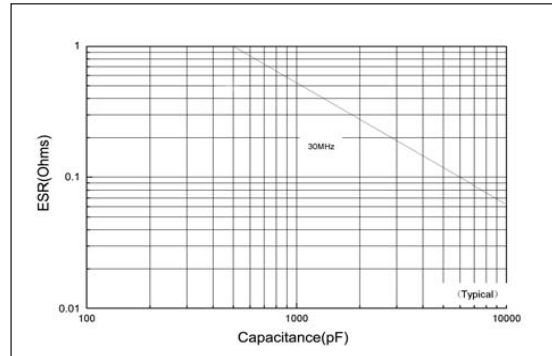
NOTE: Available in Vertical Tape & Reel Orientation Upon Request.

◆ **0505X Performance Curves**

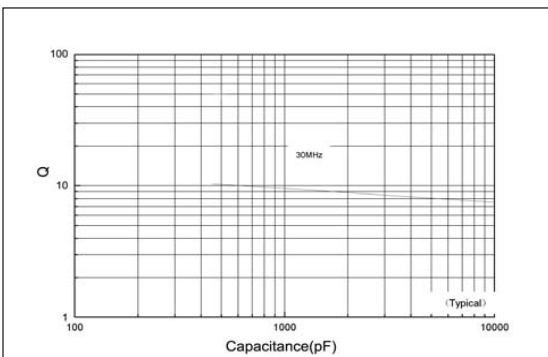
Current Rating vs Capacitance
0505 Series



ESR vs Capacitance
0505 Series



Q vs Capacitance
0505 Series



Series Resonance vs Capacitance
0505 Series

